



**Chelan Residential Sales Summary, data from Lake
Chelan Cooperating Brokers'**

Residential Sales Only, (no land or lots,
commercial), Excludes South Chelan County
(Wenatchee), Time Share and "Other"

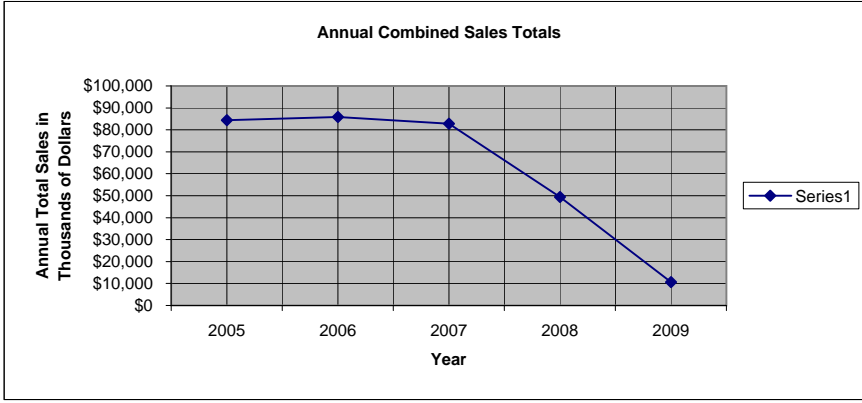
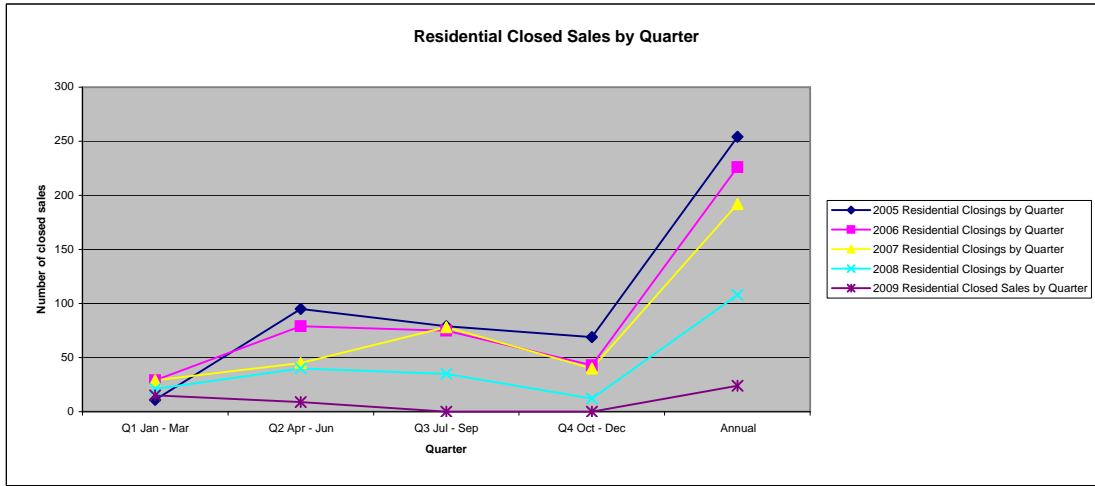
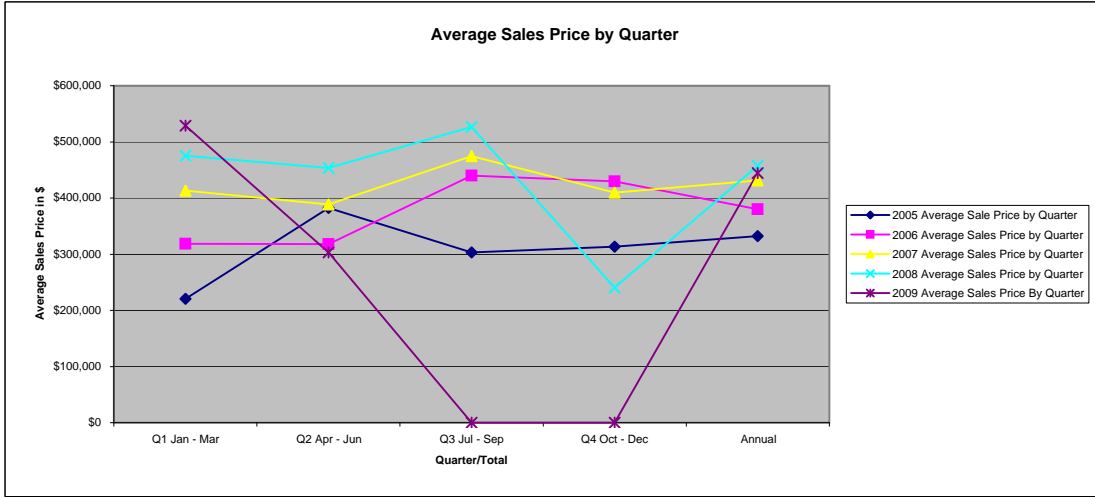
1-Jun-09

2005						
	Q1 Jan - Mar	Q2 Apr - Jun	Q3 Jul - Sep	Q4 Oct - Dec	Annual	Sale Price/List Price Ratio
Number	11	95	79	69	254	
Avg Sale Price	\$220,681	\$382,565	\$303,151	\$313,570	\$332,112	96.95%
Annual Sales Thousands Dollars - Avg DOM sold					\$84,356	n/a
2006						
Number	29	79	75	43	226	
Avg Sale Price	\$318,631	\$318,204	\$439,694	\$429,771	\$379,804	96.76%
Annual Sales Thousands Dollars - Avg DOM sold					\$85,836	148
2007						
Number	29	45	78	40	192	
Avg Sale Price	\$413,023	\$388,646	\$474,628	\$409,538	\$431,611	95.80%
Annual Sales Thousands Dollars - Avg DOM sold					\$82,869	142
2008						
Number	21	40	35	12	108	
Avg Sale Price	\$474,995	\$453,535	\$526,594	\$240,291	\$457,691	92.94%
Annual Sales Thousands Dollars - Avg DOM sold					\$49,431	182
2009						
Number	15	9	0	0	24	
Avg Sale Price	\$528,729	\$303,222	\$0	\$0	\$444,164	89.26%
Annual Sales Thousands Dollars - Avg DOM sold					\$10,660	222
	May 2009 Sales	May 2008 Sales				
Number	4	16				
Avg Sale Price	\$347,500.00	\$636,525.00				
Sale Price/List Price Ratio	95.69%	92.69%				
Total Sales \$	1,390,000	10,184,400	2009 to 2008 Jan Sales \$ Ratio %			
Avg DOM Sold	243	159	13.65%			
Total Listed	58	68				

Graphs below for:
Average Sales Price by Quarter
Residential Closed Sales by Quarter
Annual Combined Sales Totals

Comments:

May 2009 sales had 4 closings compared to 16 in 2008. By Dollar volume, May 2009 was 14% of 2008 and by transactions it was 25% of the 2008 number. April brought the average sale price for the year to date to \$444,164 which is below the 2008 average. We now have 5 months of sale in 2009 and have exactly half the transactions of 2008 through May at 24 and the sales dollar volume is 43% of last year's amount through May. Currently there are 339 Active Residential listings on the market in the reporting area.



Summary courtesy of:

