



Chelan Residential Sales Summary, data from Lake Chelan Cooperating Brokers'

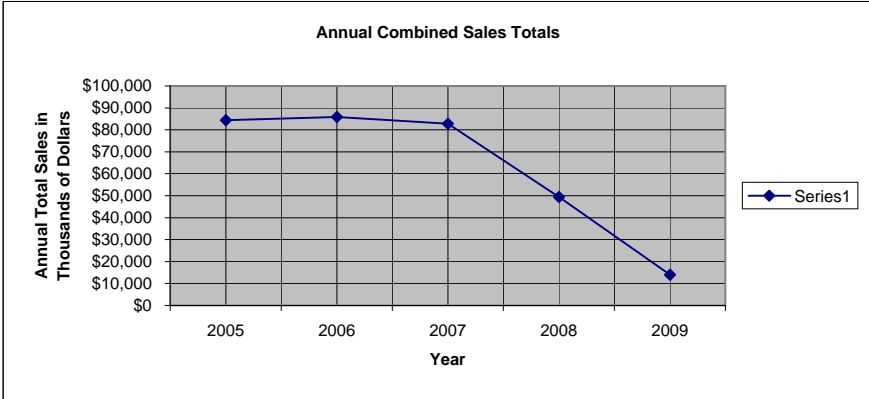
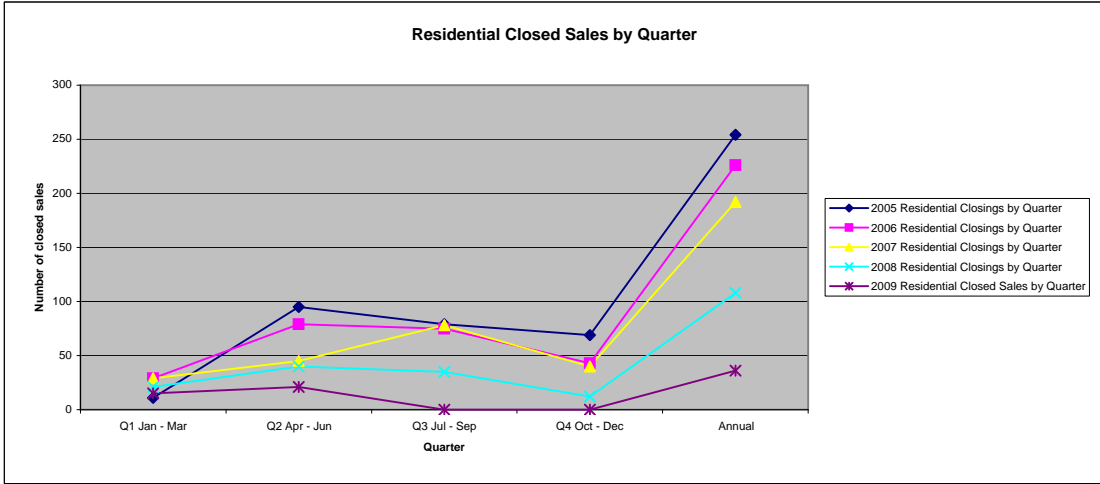
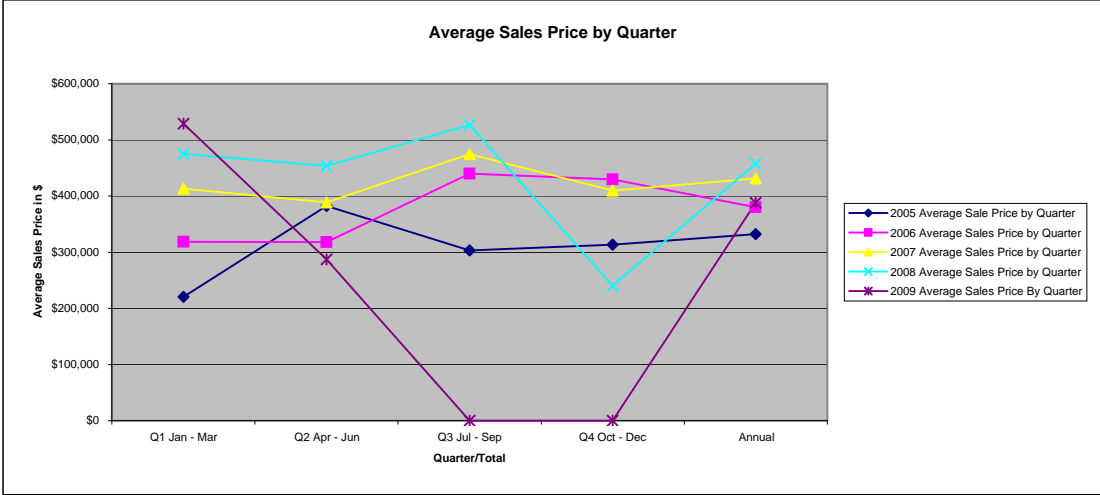
Residential Sales Only, (no land or lots, commercial), Excludes South Chelan County (Wenatchee), Time Share and "Other"

1-Jul-09

2005						
	Q1 Jan - Mar	Q2 Apr - Jun	Q3 Jul - Sep	Q4 Oct - Dec	Annual	Sale Price/List Price Ratio
Number	11	95	79	69	254	
Avg Sale Price	\$220,681	\$382,565	\$303,151	\$313,570	\$332,112	96.95%
Annual Sales Thousands Dollars - Avg DOM sold					\$84,356	n/a
2006						
Number	29	79	75	43	226	
Avg Sale Price	\$318,631	\$318,204	\$439,694	\$429,771	\$379,804	96.76%
Annual Sales Thousands Dollars - Avg DOM sold					\$85,836	148
2007						
Number	29	45	78	40	192	
Avg Sale Price	\$413,023	\$388,646	\$474,628	\$409,538	\$431,611	95.80%
Annual Sales Thousands Dollars - Avg DOM sold					\$82,869	142
2008						
Number	21	40	35	12	108	
Avg Sale Price	\$474,995	\$453,535	\$526,594	\$240,291	\$457,691	92.94%
Annual Sales Thousands Dollars - Avg DOM sold					\$49,431	182
2009						
Number	15	21	0	0	36	
Avg Sale Price	\$528,729	\$287,321	\$0	\$0	\$387,908	89.26%
Annual Sales Thousands Dollars - Avg DOM sold					\$13,965	179
Number	June 2009 Sales 11	June 2008 Sales 13				
Avg Sale Price	\$274,522.00	\$255,961.00				
Sale Price/List Price Ratio	93.35%	95.31%				
Total Sales \$	3,019,742	3,327,493	2009 to 2008 Jun Sales \$ Ratio %			
Avg DOM Sold	176	270	90.75%			
Total Listed	84	59				

Graphs below for:
 Average Sales Price by Quarter
 Residential Closed Sales by Quarter
 Annual Combined Sales Totals

Comments: June 2009 sales had 11 closings compared to 13 in 2008. By Dollar volume, June 2009 was 90.75% of 2008 and by transactions it was 85% of the 2008 number. The average sale price through the first half of this year is 84.7% of last years average sale price. The Days on Market for the homes sold is now down to 179 days from 220 DOM through May. June, with 11 sales, had a higher number of transactions as April and May combined. Currently there are 373 Active Residential listings on the market in the reporting area compared with 339 at the end of last month. The June numbers are much improved as far as sales volume relative to 2008 than the first five months of the year.



Summary courtesy of:

